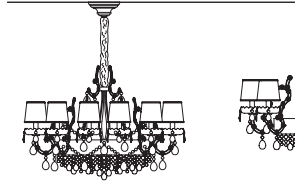


Eternal

SUSPENSION
APPLIQUE



Telaio in metallo galvanizzato con decorazione a foglia e braccia ricoperte in vetro trasparente. Pendagli trasparenti in vetro o cristallo. Paralumi in Satin. Illuminazione tradizionale.

Galvanised metal frame with leaf decoration and arms covered in clear glass. Clear glass or clear crystal pendants. Satin lampshades. Traditional lighting.

Galvanisch beschichtete Metallstruktur mit Blattoptik, Arme mit transparentem Glas ummantelt. Transparenter Behang aus Glas bzw. Kristall. Schirme aus Satin. Herkömmliche Beleuchtung.

Marco de metal galvanizado con decoración de hojas y brazos revestidos de vidrio transparente. Colgantes de vidrio o cristal transparente. Pantallas de satén. Iluminación tradicional.

Structure en métal galvanisé avec décor à feuille et bras recouverts de verre transparent. Pampilles transparentes en verre ou en cristal. Abat-jour en satin. Éclairage traditionnel.

Каркас из оцинкованного металла с декором в виде листьев и с арматурными элементами, покрытыми прозрачным стеклом. Подвески из прозрачного стекла или хрусталя. Атласные абажуры. Лампы традиционного типа.

电镀金属灯架，带叶片装饰和透明玻璃装饰的灯臂。透明玻璃或水晶吊坠。缎面灯罩。传统照明灯。

إطار معدني مجلفن مع زخارف نباتية وأذرع مغطاة بالزجاج الشفاف. المعلقات الزجاجية أو الكريستالية الشفافة. عاكس ضوء (غطاء مصباح) من الساتان. الإضاءة التقليدية.

FINISHINGS

STANDARD



G03/F01 Oro lucido / Foglia oro
Shiny gold / Gold leaf



G04/F02 Cromo lucido / Foglia argento
Shiny chrome / Silver leaf

LAMPSHADES



SAT/WH/BD Satin white

PENDANTS

HALF CUT GLASS
CUT CRYSTAL
PREMIUM CRYSTAL



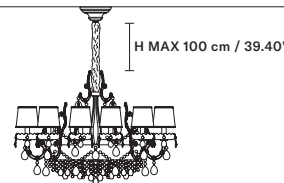
TR Trasparente
Transparent

DIMMING CONTROL



Only with dimmable bulbs

STANDARD CHAIN


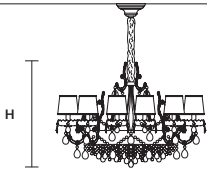


ETERNAL
S 13/80/70



∅ 80 cm / 31.50"
H 70 cm / 27.60"
■ 22 kg / 48.40 lb

STANDARD LIGHTING
10×E14×10 W MAX (NOT INCL.)
3×E27×20 W MAX (NOT INCL.)

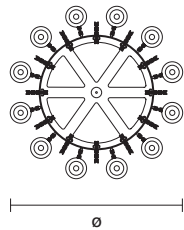



ETERNAL
S 18/100/70



∅ 100 cm / 39.40"
H 70 cm / 27.60"
■ 40 kg / 88.00 lb

STANDARD LIGHTING
12×E14×10 W MAX (NOT INCL.)
6×E27×20 W MAX (NOT INCL.)

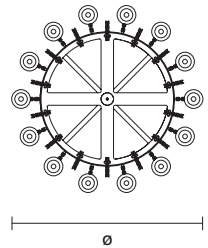



ETERNAL
S 21/125/75



∅ 125 cm / 49.20"
H 75 cm / 29.50"
■ 80 kg / 176.00 lb

STANDARD LIGHTING
14×E14×10 W MAX (NOT INCL.)
7×E27×20 W MAX (NOT INCL.)

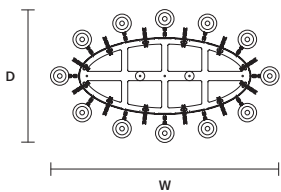



ETERNAL
S 24/152/65



W 152 cm / 59.80"
D 86 cm / 33.90"
H 65 cm / 25.60"
■ 43 kg / 94.60 lb

STANDARD LIGHTING
12×E14×10 W MAX (NOT INCL.)
12×E27×20 W MAX (NOT INCL.)

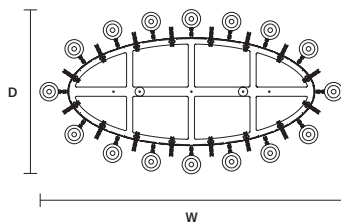
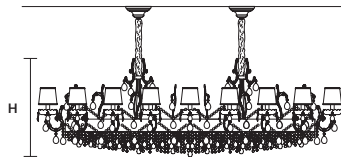


ETERNAL
S 32/200/65



W 200 cm / 78.70"
D 110 cm / 43.30"
H 65 cm / 25.60"
■ 60 kg / 132.00 lb

STANDARD LIGHTING
16×E14×10 W MAX (NOT INCL.)
16×E27×20 W MAX (NOT INCL.)



Ⓢ : for the US market, refer to the relevant price list.

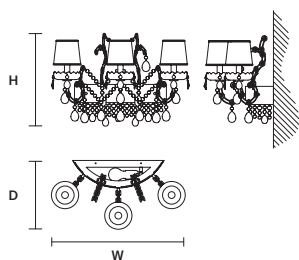
ETERNAL
A 4/57/40



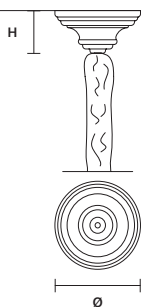
W 57 cm / 22.40"
D 30 cm / 11.80"
H 40 cm / 15.70"
■ 5,5 kg / 12.10 lb

STANDARD LIGHTING

4×E14×10 W MAX (NOT INCL.)



SINGLE CANOPY



SIZE		FRAME FINISHINGS	CANOPY FINISHINGS	PRODUCT NAME
Ø	16,5 cm / 6.50"	G03+F01	G03	ETERNAL S 13/80/70
H	8 cm / 3.10"	G04+F02	G04	ETERNAL S 18/700/70
				ETERNAL S 21/125/75
				ETERNAL S 24/152/65
				ETERNAL S 32/200/65