

Design by: m_p studio



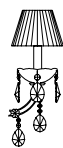
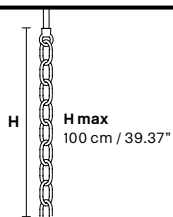
MARIA TERESA VE991

Standard chain

MT/CG



RW/DW



MT
Traditional version
CG
Coloured glass version

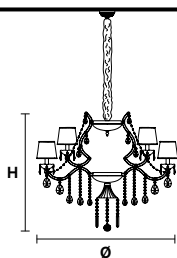


RW
RGB-W Led version
DW
Dynamic White Led version

LIGHTING Traditional E14 lightbulbs
SIZE With lampshades, overall diameter is 5 cm (2") larger than specified
FRAME **MT** Chrome or gold plated metal covered with transparent glass
CG Painted metal covered with painted glass
LAMP SHADES **MT** Filo BRILL/14/CR
CG Organza ORG/14/...COLOUR
PENDANTS **MT** Transparent glass or crystal
CG Coloured glass

LIGHTING **RW** WHITE LED sources CRI>90
RGB-W each light 330 Nominal lm at 3000K
DW each light 490 Nominal lm at 4700K
SIZE Same size as MT or CG
FRAME Chrome or gold plated metal covered with transparent glass
LAMP SHADES No lampshades included
PENDANTS transparent glass or crystal

VE 991/15



TECHNICAL INFORMATIONS
Ø 95 cm / 37.40"
H 65 cm / 25.59"
W 17 kg / 37.47 lb


LIGHTING SYSTEM
15×E14×40 W max (not included).
Triac Dimmable

VERSION
VE 991/15 MT - CG

15×LED source – 60 W tot (driver included).
Control system: DMX or Masiero Smart Light App

VE 991/15 RW/DW

MT TRADITIONAL




G04 Shiny chrome



G03 Shiny gold

MT DYNAMIC WHITE



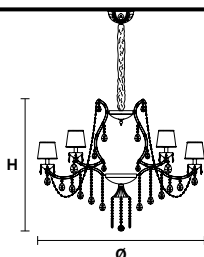
MT RGB - W - LED



MT COLOURED GLASS



VE 991/24



TECHNICAL INFORMATIONS
Ø 140 cm / 55.11"
H 100 cm / 39.37"
W 30 kg / 66.13 lb

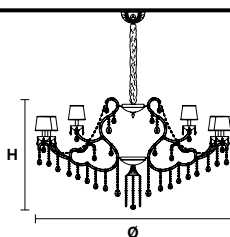
LIGHTING SYSTEM
24×E14×40 W max (not included).
Triac Dimmable

VERSION
VE 991/24 MT - CG

24×LED source – 96 W tot (driver included).
Control system: DMX or Masiero Smart Light App

VE 991/24 RW/DW

VE 991/36



TECHNICAL INFORMATIONS
Ø 165 cm / 64.96"
H 95 cm / 37.40"
W 50 kg / 110.23 lb

LIGHTING SYSTEM
36×E14×40 W max (not included).
Triac Dimmable

VERSION
VE 991/36 MT - CG

36×LED source – 144 W tot (driver included).
Control system: DMX or Masiero Smart Light App

VE 991/36 RW/DW

VE 991

Technical Info USA

MASIERO

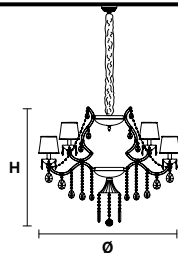
Design by: m_p studio



MARIA TERESA VE991

Standard chain	MT/CG	CE	RW/DW	CE
	<p>MT Traditional version</p>	<p>CG Coloured glass version</p>		<p>RW RGB-W Led version</p>
	<p>DW Dynamic White Led version</p>			
<p>LIGHTING</p>	<p>Traditional E12 lightbulbs</p>	<p>LIGHTING</p>	<p>WHITE LED sources CRI>90</p>	<p>RGB-W each light 330 Nominal lm at 3000K</p>
<p>SIZE</p>	<p>With lampshades, overall diameter is 5 cm (2") larger than specified</p>	<p>SIZE</p>	<p>Same size as MT or CG</p>	<p>DW each light 490 Nominal lm at 4700K</p>
<p>FRAME</p>	<p>MT Chrome or gold plated metal covered with transparent glass</p>	<p>FRAME</p>	<p>Chrome or gold plated metal covered with transparent glass</p>	<p>DW</p>
<p>LAMP SHADES</p>	<p>MT Filo BRILL/14/CR</p>	<p>LAMP SHADES</p>	<p>No lampshades included</p>	<p>DW</p>
<p>PENDANTS</p>	<p>CG Organza ORG/14/...COLOUR</p>	<p>PENDANTS</p>	<p>transparent glass or crystal</p>	<p>DW</p>
<p>PENDANTS</p>	<p>MT Transparent glass or crystal</p>	<p>CG Coloured glass</p>		


VE 991/15



TECHNICAL INFORMATIONS	LIGHTING SYSTEM	VERSION
<p>Ø 95 cm / 37.40"</p> <p>H 65 cm / 25.59"</p> <p>W 17 kg / 37.47 lb</p>	<p>15×E12×40 W max (not included). Triac Dimmable</p>	<p>VE 991/15 MT - CG</p>

<p>15×LED source – 60 W tot (driver included). Control system: DMX or Masiero Smart Light App</p>	<p>VE 991/15 RW/DW</p>
---	-------------------------------

MT TRADITIONAL




G04 Shiny chrome



G03 Shiny gold

MT DYNAMIC WHITE



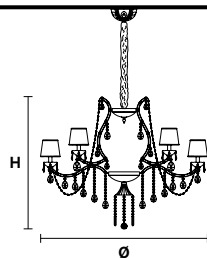
MT RGB - W - LED



MT COLOURED GLASS



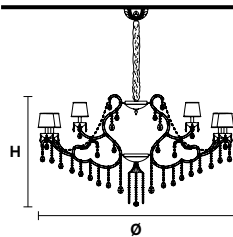
VE 991/24



TECHNICAL INFORMATIONS	LIGHTING SYSTEM	VERSION
<p>Ø 140 cm / 55.11"</p> <p>H 100 cm / 39.37"</p> <p>W 30 kg / 66.13 lb</p>	<p>24×E12×40 W max (not included). Triac Dimmable</p>	<p>VE 991/24 MT - CG</p>

<p>24×LED source – 96 W tot (driver included). Control system: DMX or Masiero Smart Light App</p>	<p>VE 991/24 RW/DW</p>
---	-------------------------------

VE 991/36



TECHNICAL INFORMATIONS	LIGHTING SYSTEM	VERSION
<p>Ø 165 cm / 64.96"</p> <p>H 95 cm / 37.40"</p> <p>W 50 kg / 110.23 lb</p>	<p>36×E12×40 W max (not included). Triac Dimmable</p>	<p>VE 991/36 MT - CG</p>

<p>36×LED source – 144 W tot (driver included). Control system: DMX or Masiero Smart Light App</p>	<p>VE 991/36 RW/DW</p>
--	-------------------------------