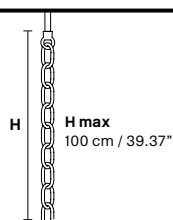


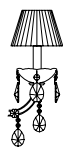
Design by: m_p studio



Standard chain



MT/CG



MT
Traditional version
CG
Coloured glass version

LIGHTING Traditional E14 lightbulbs
SIZE With lampshades, overall diameter is 5 cm (2") larger than specified
FRAME **MT** Chrome or gold plated metal covered with transparent glass
CG Painted metal covered with painted glass
LAMP SHADES **MT** Damask DAM/14/GD-GD
CG Organza ORG/14/...COLOUR
PENDANTS **MT** Transparent glass or crystal
CG Coloured glass

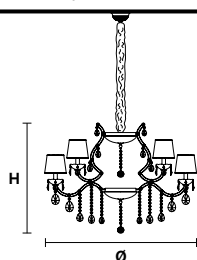
CE RW/DW



RW
RGB-W Led version
DW
Dynamic White Led version

LIGHTING WHITE LED sources CRI>90
RGB-W each light 330 Nominal lm at 3000K
DW each light 490 Nominal lm at 4700K
SIZE Same size as MT or CG
FRAME Chrome or gold plated metal covered with transparent glass
LAMP SHADES No lampshades included
PENDANTS Transparent glass or crystal

VE 989/15



TECHNICAL INFORMATIONS
Ø 95 cm / 37.40"
H 55 cm / 21.63"
W 17 kg / 37.47 lb


LIGHTING SYSTEM
15×E14×40 W max (not included).
Triac Dimmable

VERSION
VE 989/15 MT - CG

15×LED source - 60 W tot (driver included).
Control system: DMX or Masiero Smart Light App

VE 989/15 RW/DW

MT TRADITIONAL




G04 Shiny chrome



G03 Shiny gold

MT DYNAMIC WHITE



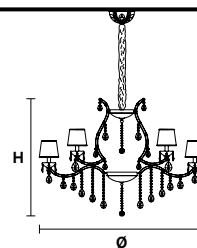
MT RGB - W - LED



MT COLOURED GLASS



VE 989/24



TECHNICAL INFORMATIONS
Ø 140 cm / 55.11"
H 80 cm / 31.49"
W 30 kg / 66.13 lb

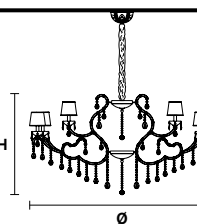
LIGHTING SYSTEM
24×E14×40 W max (not included).
Triac Dimmable

VERSION
VE 989/24 MT - CG

24×LED source - 96 W tot (driver included).
Control system: DMX or Masiero Smart Light App

VE 989/24 RW/DW

VE 989/36



TECHNICAL INFORMATIONS
Ø 165 cm / 64.96"
H 90 cm / 35.43"
W 48 kg / 105.82 lb

LIGHTING SYSTEM
36×E14×40 W max (not included).
Triac Dimmable

VERSION
VE 989/36 MT - CG

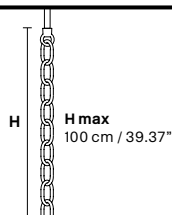
36×LED source - 144 W tot (driver included).
Control system: DMX or Masiero Smart Light App

VE 989/36 RW/DW

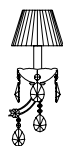
Design by: m_p studio



Standard chain



MT/CG



MT
Traditional version
CG
Coloured glass version

LIGHTING Traditional E12 lightbulbs
SIZE With lampshades, overall diameter is 5 cm (2") larger than specified
FRAME **MT** Chrome or gold plated metal covered with transparent glass
CG Painted metal covered with painted glass
LAMP SHADES **MT** Damask DAM/14/GD-GD
CG Organza ORG/14/...COLOUR
PENDANTS **MT** Transparent glass or crystal
CG Coloured glass

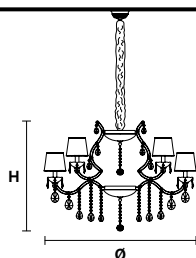
CE RW/DW



RW
RGB-W Led version
DW
Dynamic White Led version

LIGHTING **WHITE** LED sources CRI>90
RGB-W each light 330 Nominal lm at 3000K
DW each light 490 Nominal lm at 4700K
SIZE Same size as MT or CG
FRAME Chrome or gold plated metal covered with transparent glass
LAMP SHADES No lampshades included
PENDANTS transparent glass or crystal

VE 989/15



TECHNICAL INFORMATION
Ø 95 cm / 37.40"
H 55 cm / 21.63"
W 17 kg / 37.47 lb


LIGHTING SYSTEM
15×E12×40 W max (not included).
Triac Dimmable

VERSION
VE 989/15 MT - CG

15×LED source - 60 W tot (driver included).
Control system: DMX or Masiero Smart Light App

VE 989/15 RW/DW

MT TRADITIONAL




G04 Shiny chrome



G03 Shiny gold

MT DYNAMIC WHITE



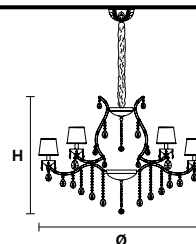
MT RGB - W - LED



MT COLOURED GLASS



VE 989/24



TECHNICAL INFORMATION
Ø 140 cm / 55.11"
H 80 cm / 31.49"
W 30 kg / 66.13 lb

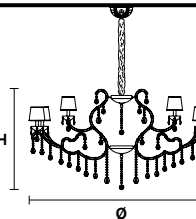
LIGHTING SYSTEM
24×E12×40 W max (not included).
Triac Dimmable

VERSION
VE 989/24 MT - CG

24×LED source - 96 W tot (driver included).
Control system: DMX or Masiero Smart Light App

VE 989/24 RW/DW

VE 989/36



TECHNICAL INFORMATION
Ø 165 cm / 64.96"
H 90 cm / 35.43"
W 48 kg / 105.82 lb

LIGHTING SYSTEM
36×E12×40 W max (not included).
Triac Dimmable

VERSION
VE 989/36 MT - CG

36×LED source - 144 W tot (driver included).
Control system: DMX or Masiero Smart Light App

VE 989/36 RW/DW