

# VE 1152/SQ

## Suspension

Design by: m\_p studio

# MASIERO

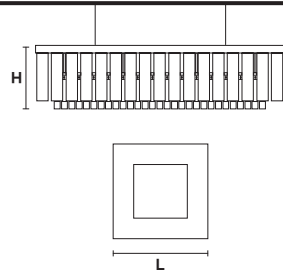


**Telaio in metallo e vetro  
borosilicato.**

Metal frame and borosilicate glass.

VE 1152/S12 SQ

CE

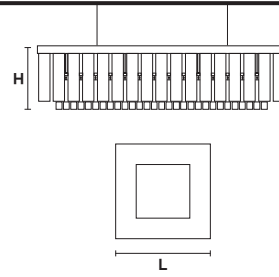


**L** 75 cm / 29.50"  
**SP** 75 cm / 29.50"  
**H** 38 cm / 14.95"  
**W** 42 kg / 92.60 lb

⦿ 12×E27×60 W max  
(not included)

VE 1152/S16 SQ

CE

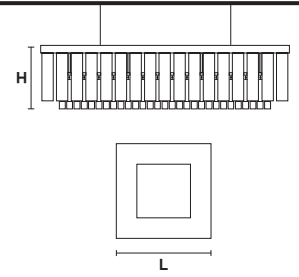


**L** 105 cm / 41.30"  
**SP** 105 cm / 41.30"  
**H** 38 cm / 14.95"  
**W** 64 kg / 141.10 lb

⦿ 16×E27×60 W max  
(not included)

VE 1152/S20 SQ

CE



**L** 130 cm / 51.20"  
**SP** 130 cm / 51.20"  
**H** 38 cm / 14.95"  
**W** 80 kg / 176.40 lb

⦿ 20×E27×60 W max  
(not included)



**V71**  
Painted matt nickel